










# mod.445

wood



Ref.	Cod.	Ø	H	
 445.40.04	445FU2	40	37	12
 445.40.07	445NA2	40	37	12
 445.40.09	445VE2	40	37	12
 445.40.23	445CH2	40	37	12
 445.50.04	445FU1	50	47	12
 445.50.07	445NA1	50	47	12
 445.50.09	445VE1	50	47	12
 445.50.23	445CH1	50	47	12