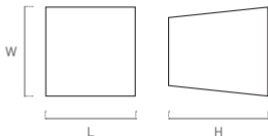








# mod. 668

resin



Ref.	Cod.	L	W	H	
 668.22.01	668AM	22	22	24	12
 668.22.02	668TU	22	22	24	12
 668.22.04	668MG	22	22	24	12
 668.22.07	668NA	22	22	24	12
 668.22.25	668HI	22	22	24	12