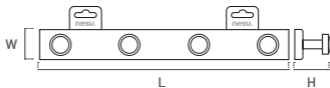













# mod. 9031

wood



Ref.	Cod.	L	W	H	
 9031.485.03	9031BL	485	50	65	3
 9031.485.48	9031DB	485	50	65	3
 9031.485.62	9031HN	485	50	65	3
 9031.485.692	9031CV	485	50	65	3
 9031.485.693	9031NV	485	50	65	3
 9031V.485.03	9031BLV	485	50	65	3
 9031V.485.48	9031DBV	485	50	65	3
 9031V.485.62	9031HNV	485	50	65	3
 9031V.485.692	9031CVV	485	50	65	3
 9031V.485.693	9031NVV	485	50	65	3

